

SECTION INDEX



OMAHA, NEBRASKA
(402) 453-9595
1-800-442-6009
FAX (402) 453-1740

Cast Aluminum Pulleys	52
Idler Pulleys	48
Powdered Metal Bushing Load Ratings	51
Pressed Steel Pulleys	46
Double Groove	46
Single Groove	46
Solid Steel Type B Pulleys	48
Solid Steel Type A Pulleys NOVA Import	49
Split Steel Pulleys C-Belt	45
Split Steel Pulleys AB-Belt NOVA Import	47
WELDAPULLEYS®	45
Wire Rope Pulleys	50



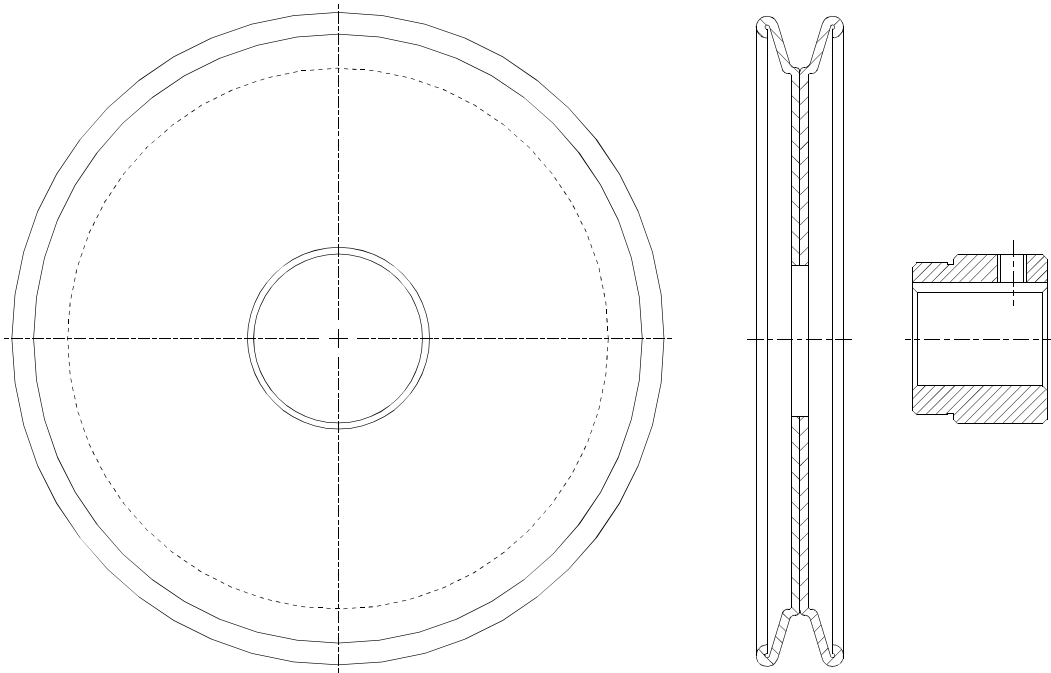
**CATALOG
2011**

**UPC Bar Coding is available on stock items
Upon customer request.**

WELDAPULLEYS®



OMAHA, NEBRASKA
(402) 453-9595
1-800-442-6009
FAX (402) 453-1740



WELDAPULLEYS® fit G&G standard WELDAHUBS® found on pages 31, 32 and 33.

NOTE: It is recommended to weld 4-1/2" diameter and under WELDAPULLEYS® on both sides. See page 30 for suggested welding instructions. See page 47 if you would like them furnished factory welded.

**AB COMBINATION
PRESSED STEEL**
(Fits either A or B V-Belts)

**OA COMBINATION
PRESSED STEEL**
(Fits either O or A V-Belts)

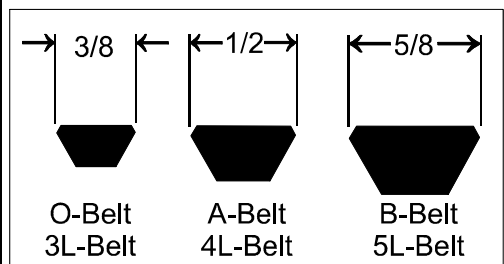
**C BELT
SPLIT STEEL**
(Fits C V-Belts)

Stock No.	Outside Dia.	Hub Series	Wt. Lbs.
00710025*	2-1/2	V	.25
00710030*	3	V	.25
00720035	3-1/2	W	.50
00720040	4	W	.38
00720045	4-1/2	W	.50
00720050	5	W	.69
00720055	5-1/2	W	.94
00720060	6	W	1.00
00720065	6-1/2	W	1.06
00720070	7	W	1.19
00720080	8	W	1.50
00720100	9	W	1.94
00720100	10	W	2.56
00720110	11	W	2.56
00720120	12	W	3.38
00720140	14	W	4.63
00720160	16	W	5.83

Stock No.	Outside Dia.	Hub Series	Wt. Lbs.
0072A035	3-1/2	W	.50
0072A040	4	W	.38
0072A045	4-1/2	W	.50
0072A050	5	W	.69
0072A055	5-1/2	W	.94
0072A060	6	W	1.00
0072A065	6-1/2	W	1.06
0072A070	7	W	1.19
0072A080	8	W	1.50
0072A090	9	W	1.94
0072A100	10	W	2.56
0072A110	11	W	2.56
0072A120	12	W	3.38
0072A140	14	W	4.63

Stock No.	Outside Dia.	Hub Series	Wt. Lbs.
00740060	6	X	1.88
00740080	8	X	3.25
00740100*	10	X	5.13
00740120	12	X	7.44

BELT DIMENSIONS



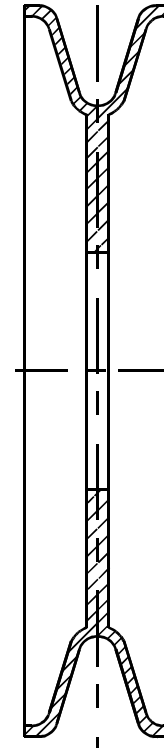
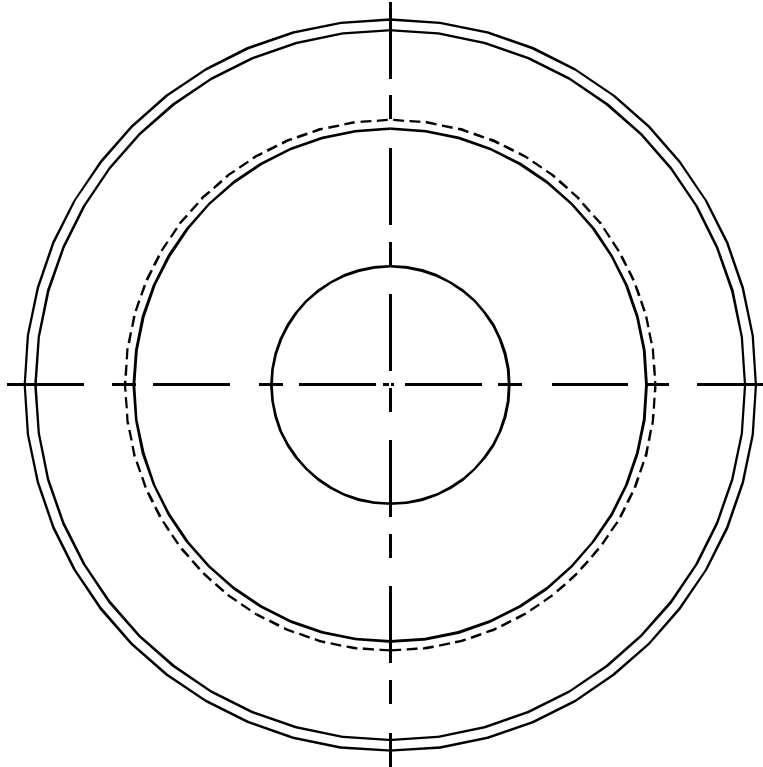
WELDAPULLEYS® are designed for fractional HP applications only.

*Made from Bar Stock



OMAHA, NEBRASKA
 (402) 453-9595
 1-800-442-6009
 FAX (402) 453-1740

NOVA IMPORT SPLIT STEEL WELDAPULLEYS

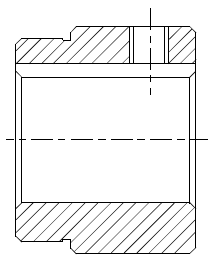


NOVA SPLIT STEEL WELDAPULLEYS

Fit G&G standard WELDAHUBS® and NOVA WELDAHUBS® found on Pages 31 & 32, and 33

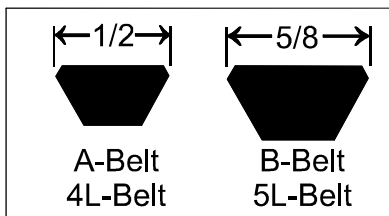
AB COMBINATION SPLIT STEEL

(Fits either A or B V-Belts)



NOTE: See page 30 for suggested welding instructions.
 See page 47 if you would like them furnished factory welded.

BELT DIMENSIONS



NOVA Import Stock No.	Outside Dia.	Hub Series	Wt. Lbs.
007200355	3-1/2	W	.31
007200405	4	W	.44
007200455	4-1/2	W	.57
007200505	5	W	.73
007200555	5-1/2	W	.95
007200605	6	W	1.37
007200655	6-1/2	W	1.48
007200705	7	W	1.65
007200805	8	W	1.87
007201005	9	W	2.60
007201005	10	W	3.35
007201105	11	W	4.23
007201205	12	W	4.98
007201405	14	W	6.39
007201605	16	W	8.64

NOVA SPLIT STEEL WELDAPULLEYS® are designed for applications under 15 hp.

Pulleys

MADE TO ORDER PULLEYS WITH HUB



OMAHA, NEBRASKA
(402) 453-9595
1-800-442-6009
FAX (402) 453-1740

Pulleys shown on pages 45 & 46 can be ordered as illustrated.

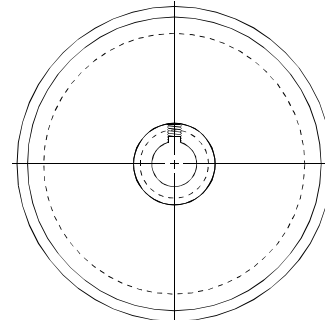
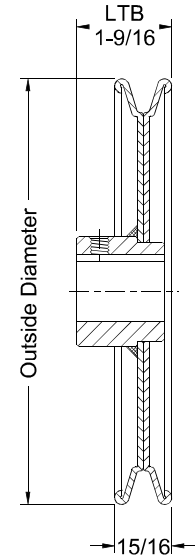
SINGLE GROOVE PRICED BY QUOTATION

OA COMBINATION

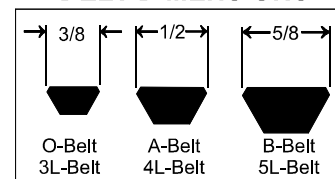
Outside Dia.	Pitch Dia. O/3L-Belt	Pitch Dia. A/4L-Belt
4	3.53	3.90
4-1/2	4.03	4.40
5	4.53	4.90
5-1/2	5.03	5.40
6	5.57	5.90
6-1/2	6.07	6.40
7	6.57	6.90
8	7.57	7.90
9	8.57	8.90
10	9.57	9.90
11	10.57	10.90
12	11.57	11.90
14	13.57	13.90
16	15.57	15.90

AB COMBINATION

Outside Dia.	Pitch Dia. A/4L-Belt	Pitch Dia. B/5L-Belt
4	3.41	3.84
4-1/2	3.91	4.34
5	4.44	4.84
5-1/2	4.94	5.34
6	5.45	5.84
6-1/2	5.94	6.34
7	6.44	6.84
8	7.49	7.84
9	8.49	8.84
10	9.49	9.84
11	10.49	10.84
12	11.49	11.84
14	13.49	12.84
16	15.49	15.84



BELT DIMENSIONS



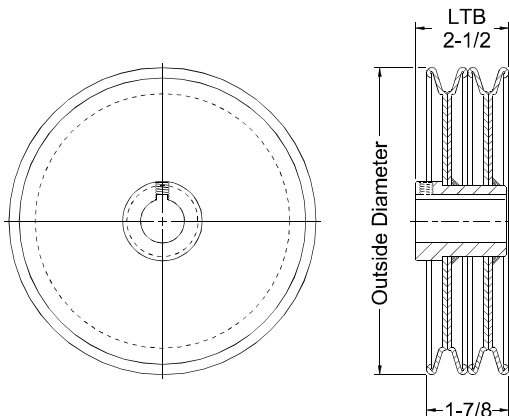
Non Stock Pressed Steel Pulleys are available in plain or painted finish. All W Series Hub standard bore sizes are available in round, square, hex, & spline bores. Round bore sizes are in 1/16" increments, with standard keyway and setscrew. Other bore sizes and styles available by quotation.

SEND YOUR INQUIRIES

Made to Order Pressed Steel Pulleys are designed for fractional HP applications only.

DOUBLE GROOVE

25 PIECE MINIMUM - PRICED BY QUOTATION



Most single groove Pressed Steel Pulleys are also available in a double groove. The double groove pulleys are made with a special hub in a welded construction.

SEND YOUR INQUIRIES

**DOUBLE PULLEY HUBS
found on page 32.**



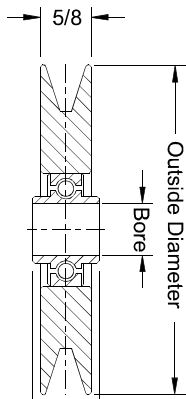
OMAHA, NEBRASKA
 (402) 453-9595
 1-800-442-6009
 FAX (402) 453-1740

IDLER PULLEYS

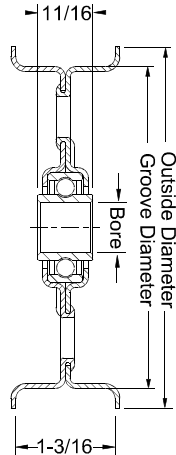
WITH EXTENDED INNER RACE
 PRECISION BEARINGS

FLAT BELT PRESSED STEEL

Stock No.	Groove Dia.	Outside Dia.	Bore Size	Wt. Lbs.
011-4408	2-3/4	3-1/4	1/2	.50
011-4410	2-3/4	3-1/4	5/8	.50
011-6408	4	4-1/2	1/2	.94
011-6410	4	4-1/2	5/8	.94



011-4A08

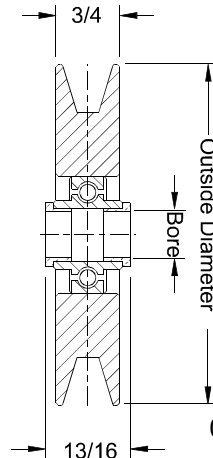


V-BELT SOLID STEEL

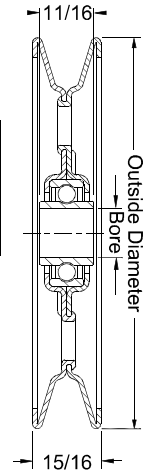
Stock No.	Outside Dia.	Bore Size	Fits Belt	Wt. Lbs.
011-4A08	4	1/2	A	1.83
011-4B08	4	1/2	B	1.95

V-BELT PRESSED STEEL

Stock No.	Outside Dia.	Bore Size	Fits Belt	Wt. Lb.
011-8008	5	1/2	A or B	.88
011-8010	5	5/8	A or B	.88

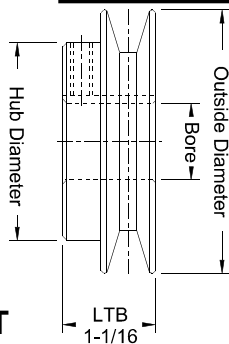


011-4B08



SOLID STEEL PULLEYS

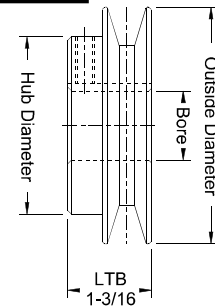
TYPE B - WITH HUB



A-BELT

Stock No.	Outside Dia.	Bore Size	Hub Dia.	Wt. Lbs.
037-3208	2	1/2	1-3/4	.56
037-3210	2	5/8	1-3/4	.50
037-3212	2	3/4	1-3/4	.50
037-4010	2-1/2	5/8	1-3/4	.75
037-4012	2-1/2	3/4	1-3/4	.70
037-4810	3	5/8	2-1/4	1.19
037-4812	3	3/4	2-1/4	1.19
037-4814	3	7/8	2-1/4	1.63
037-4816	3	1	2-1/4	1.13
037-6410	4	5/8	2-1/2	2.19
037-6412	4	3/4	2-1/2	2.13
037-6414	4	7/8	2-1/2	2.13
037-6416	4	1	2-1/2	2.00

Solid Steel Pulleys are furnished with standard keyway and setscrew.



B-BELT

Stock No.	Outside Dia.	Bore Size	Hub Dia.	Wt. Lbs.
038-4008	2-1/2	1/2	1-3/4	.80
038-4010	2-1/2	5/8	1-3/4	.75
038-4012	2-1/2	3/4	1-3/4	.69
038-4810	3	5/8	2-1/4	1.25
038-4812	3	3/4	2-1/4	1.19
038-4814	3	7/8	2-1/4	1.13
038-4816	3	1	2-1/4	1.13
038-5610	3-1/2	5/8	2-1/2	1.83
038-5612	3-1/2	3/4	2-1/2	1.75
038-5616	3-1/2	1	2-1/2	1.63
038-6410	4	5/8	2-1/2	2.13
038-6412	4	3/4	2-1/2	2.25
038-6414	4	7/8	2-1/2	2.25
038-6416	4	1	2-1/2	2.19
038-6420	4	1-1/4	2-1/2	2.06

Manufactured in the USA by G&G Manufacturing Co.

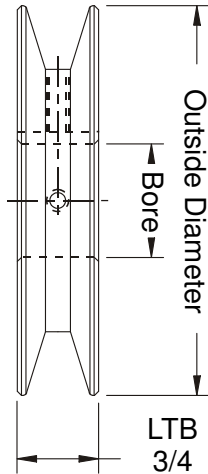
Pulleys

NOVA IMPORT SOLID STEEL PULLEYS

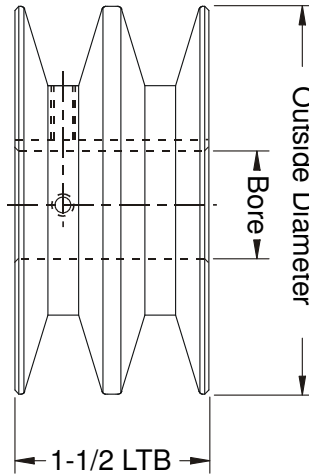


OMAHA, NEBRASKA
(402) 453-9595
1-800-442-6009
FAX (402) 453-1740

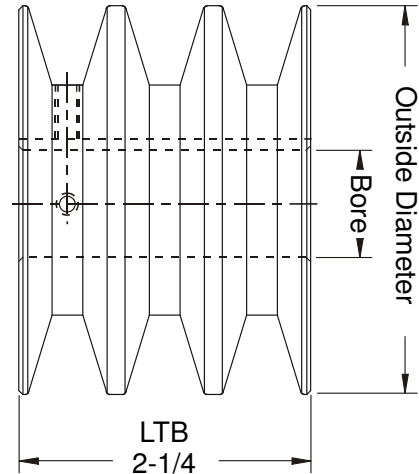
Solid Steel AB Belt Type A Pulleys are furnished
With standard keyway and (2) setscrews.



SINGLE GROOVE



DOUBLE GROOVE



TRIPLE GROOVE

SINGLE GROOVE PULLEYS WITH KEYWAY & (2) SET SCREWS

NOVA Import Stock No.	Outside Dia.	Bore Size	Wt. Lbs.
041-4008	2-1/2	1/2	.55
041-4010	2-1/2	5/8	.50
041-4012*	2-1/2	3/4	.50
041-4016*	2-1/2	1	.40
041-4408	2-3/4	1/2	.70
041-4410	2-3/4	5/8	.65
041-4412	2-3/4	3/4	.65
041-4414	2-3/4	7/8	.60
041-4416*	2-3/4	1	.55
041-4418*	2-3/4	1-1/8	.50
041-4808	3	1/2	.90
041-4810	3	5/8	.85
041-4812	3	3/4	.80
041-4814	3	7/8	.80
041-4816	3	1	.75
041-4818	3	1-1/8	.70
041-5208	3-1/4	1/2	1.30
041-5210	3-1/4	5/8	1.05
041-5212	3-1/4	3/4	1.00
041-5214	3-1/4	7/8	1.00
041-5216	3-1/4	1	.95
041-5218	3-1/4	1-1/8	.90
041-5608	3-1/2	1/2	1.30

DOUBLE GROOVE PULLEYS WITH KEYWAY & (2) SET SCREWS

NOVA Import Stock No.	Outside Dia.	Bore Size	Wt. Lbs.
041-5610	3-1/2	5/8	1.25
041-5612	3-1/2	3/4	1.25
041-5614	3-1/2	7/8	1.20
041-5616	3-1/2	1	1.15
041-5618	3-1/2	1-1/8	1.15
041-6008	3-3/4	1/2	1.55
041-6010	3-3/4	5/8	1.50
041-6012	3-3/4	3/4	1.50
041-6014	3-3/4	7/8	1.45
041-6016	3-3/4	1	1.40
041-6018	3-3/4	1-1/8	1.35
041-6408	4	1/2	1.80
041-6410	4	5/8	1.80
041-6412	4	3/4	1.75
041-6414	4	7/8	1.70
041-6416	4	1	1.65
041-6418	4	1-1/8	1.60
041-6814	4-1/4	7/8	2.00
041-6816	4-1/4	1	1.95
041-6818	4-1/4	1-1/8	1.90
041-7214	4-1/2	7/8	2.30
041-7216	4-1/2	1	2.25
041-7218	4-1/2	1-1/8	2.25

NOVA Import Stock No.	Outside Dia.	Bore Size	Wt. Lbs.
042-4810	3	5/8	1.75
042-4814	3	7/8	1.55
042-4818	3	1-1/8	1.40
042-4822*	3	1-3/8	1.15
042-5218	3-1/4	1-1/8	1.80
042-5222*	3-1/4	1-3/8	1.60
042-5618	3-1/2	1-1/8	2.25
042-5622	3-1/2	1-3/8	2.05

TRIPLE GROOVE PULLEYS WITH KEYWAY & (2) SET SCREWS

NOVA Import Stock No.	Outside Dia.	Bore Size	Wt. Lbs.
043-4818	3	1-1/8	2.10
043-4822*	3	1-3/8	2.10
043-5218	3-1/4	1-1/8	2.70
043-5222*	3-1/4	1-3/8	2.35
043-5618	3-1/2	1-1/8	3.40
043-5622	3-1/2	1-3/8	3.05

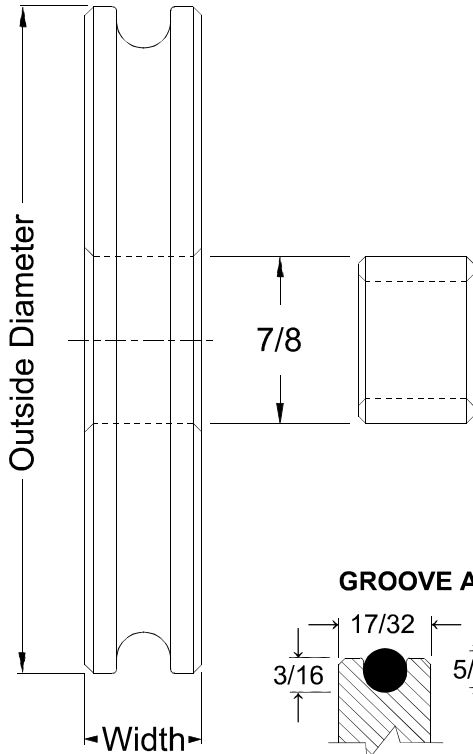
* Set Screws are @ 90° & 180° to Keyway



OMAHA, NEBRASKA
 (402) 453-9595
 1-800-442-6009
 FAX (402) 453-1740

WIRE ROPE PULLEYS

2" to 4" Outside Diameter Low Carbon Steel



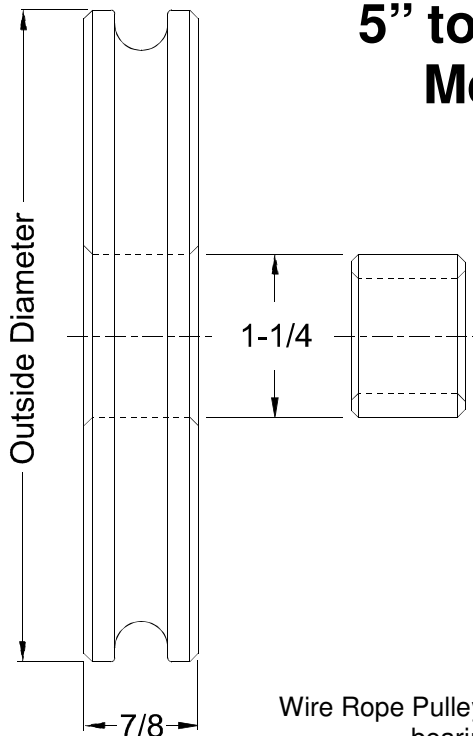
2" to 4" Wire Rope Pulleys are furnished with a 7/8" stock bore to receive a press fit on the 7/8" outside diameter powdered metal bushing sizes. Pulleys and bushings should be ordered separately by stock number.

Stock No.	Outside Dia.	Width	Wt. Lbs.
150-3217	2	17/32	.32
150-3221	2	21/32	.32
150-3225	2	25/32	.25
150-4017	2-1/2	17/32	.56
150-4021	2-1/2	21/32	.63
150-4025	2-1/2	25/32	.63
150-4817	3	17/32	.88
150-4821	3	21/32	.94
150-4825	3	25/32	.94
150-5617	3-1/2	17/32	1.25
150-5621	3-1/2	21/32	1.32
150-5625	3-1/2	25/32	1.50
150-6417	4	17/32	1.69
150-6421	4	21/32	1.80
150-6425	4	25/32	2.00

Powdered Metal Bushings

Stock No.	Outside Dia.	Inside Dia.	Width	Wt. Lbs.
151-0817	7/8	1/2	17/32	.06
151-1017	7/8	5/8	17/32	.05
151-1217	7/8	3/4	17/32	.02
151-0821	7/8	1/2	21/32	.05
151-1021	7/8	5/8	21/32	.04
151-1221	7/8	3/4	21/32	.03
151-0825	7/8	1/2	25/32	.07
151-1025	7/8	5/8	25/32	.05
151-1225	7/8	3/4	25/32	.03

5" to 10" Outside Diameter Medium Carbon Steel



5" to 10" Wire Rope Pulleys are furnished with a 1-1/4" stock bore to receive a press fit on the 1-1/4" outside diameter powdered metal bushing sizes. Pulleys and bushings should be ordered separately by stock number.

Stock No.	Outside Dia.	Cable Size	Wt. Lbs.
150-8006	5	5/16 & 3/8	3.94
150-8008	5	7/16 & 1/2	3.56
150-9606	6	5/16 & 3/8	6.00
150-9608	6	7/16 & 1/2	5.63
15011208	7	7/16 & 1/2	7.50
15012808	8	7/16 & 1/2	10.50
15014408	9	7/16 & 1/2	13.00
15016008	10	7/16 & 1/2	16.50

Powdered Metal Bushings

Stock No.	Outside Dia.	Inside Dia.	Width	Wt. Lbs.
151-1214	1-1/4	3/4	7/8	.15
151-1414	1-1/4	7/8	7/8	.13
151-1614	1-1/4	1	7/8	.08
151-1814	1-1/4	1-1/8	7/8	.04

Wire Rope Pulleys produced from other materials with special bores sizes, or with bushings or bearings installed are available by quotation. SEND YOUR INQUIRIES

POWDERED METAL BUSHING LOAD RATINGS



OMAHA, NEBRASKA
(402) 453-9595
1-800-442-6009
FAX (402) 453-1740

SAE 862/863	Working Load (Lb.)	Static RPM (0)	Working Load (Lb.)	@ RPM	Working Load (Lb.)	@ RPM	Working Load (Lb.)	@ RPM	Working Load (Lb.)	@ RPM	Working Load (Lb.)	@ RPM
POWDERED METAL BUSHING PART NO.												
151-0817	5006	0	2670	190	1001	763	233	1145	133	1527	100	1527
151-1017	6258	0	3337	152	1251	611	292	916	166	1222	125	1222
151-1217	7510	0	4005	127	1502	509	350	763	200	1018	150	1018
151-0821	6185	0	3298	190	1237	763	288	1145	164	1527	123	1527
151-1021	7731	0	4123	152	1546	611	360	916	206	1222	154	1222
151-1221	9277	0	4948	127	1855	509	432	763	247	101/8	185	1018
151-0825	7363	0	3926	190	1472	763	343	1145	196	1527	147	1527
151-1025	9203	0	4908	152	1840	611	429	916	245	1222	184	1222
151-1225	11044	0	5890	127	2208	509	515	763	294	1018	220	1018
151-1214	12370	0	6597	127	2474	509	577	763	329	1018	247	1018
151-1414	14431	0	7696	109	2886	436	673	654	385	873	288	873
151-1614	16493	0	8796	95	3298	381	769	572	439	763	329	763
151-1814	18555	0	9896	84	3711	339	865	509	494	679	371	679

SAE J471d Standard used to figure these numbers					
PART NO.	I.D.	LENGTH	PART NO.	I.D.	LENGTH
151-0817	0.500	0.5313	151-1025	0.625	0.7813
151-1017	0.625	0.5313	151-1225	0.750	0.7813
151-1217	0.750	0.5313	151-1214	0.750	0.8750
151-0821	0.500	0.6563	151-1414	0.875	0.8750
151-1021	0.625	0.6563	151-1614	1.000	0.8750
151-1221	0.750	0.6563	151-1814	1.125	0.8750
151-0825	0.500	0.7813			

02211E08 RPM Load (Lbs)	1-3/8 OD x 1/2 ID x 11/16 Extended for #35, #40, #50 and #60 ldlers					.10
	100	300	500	750	1000	
	696	613	530	427	323	
02211E10 RPM Load (Lbs)	1-3/8 OD x 5/8 ID x 11/16 Extended for #35, #40, #50 and #60 ldlers					.12
	100	300	500	750	1000	
	696	613	530	427	323	
03209012 RPM Load (Lbs)	2 OD x 3/4 ID x 9/16 Wide Bearing for #80 ldlers					.32
	100	300	500	750	1000	
	1565	1565	1565	1565	1565	
04011016 RPM Load (Lbs)	2-9/16 OD x 1 ID x 11/16 Wide Bearing for #100 ldlers					.34
	100	300	500	750	1000	
	2616	2616	2616	2616	2616	

Pulleys



OMAHA, NEBRASKA
 (402) 453-9595
 1-800-442-6009
 FAX (402) 453-1740

NON STOCK CAST ALUMINUM PULLEYS

**PRICED BY QUOTATION
 25 PIECE MINIMUM**

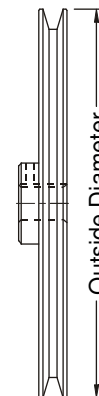
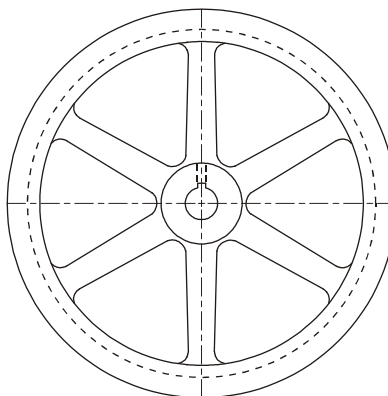
Cast Aluminum Pulleys are available in bore sizes ranging from 5/8" to 1-1/2", in 1/16" increments. They are furnished with standard keyway and two (2) set screws.

- ❖ Standard Delivery on any Cast Aluminum Pulley is four (4) to six (6) weeks.
- ❖ F.O.B. shipping point.
- ❖ Shipping containers may be invoiced with pulleys.
- ❖ Special machining and sizes not shown are available by quotation.

A-Belt and B-Belt

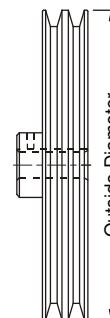
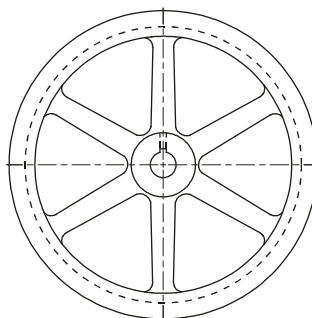
Single Groove

Outside Diameter
12"
14"



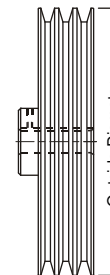
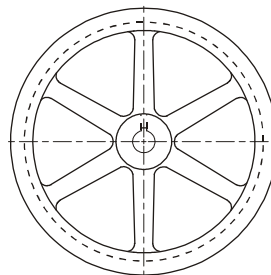
Double Groove

Outside Diameter
5.5"
6"
7.85"
9"
10"
11.75"
12"
12.7"
14"
15"
16"
18"



Triple Groove

Outside Diameter
10"
12"
14"
15"
16"



Pulleys